

## Temporary Crown Remover T-Type I




CODE: 18025 Length: 135mm



**Flexible tip to apply from any angle!**



**Sharp edge for easy access to margin!**



**No need to press hard (Built-in spring)!**

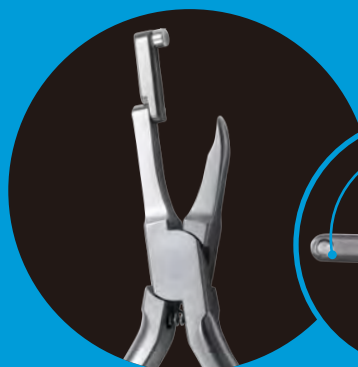


**SHORT**

**Concept Movie**




## OTHER LINE UP



**LONG**



CODE: 18026 Length: 150mm  
**Temporary Crown Remover T-Type II**



**SILICON**



CODE: 18027 Length: 145mm  
**Temporary Crown Remover T-Type III**

## HOW TO USE



**TYPE I  
SHORT**



Place the flexible tip on the adjustment tooth and slide in sharpened tip to margin



Hold on the flexible tip with a "finger" for stability and press the handle gently



Temporary crown begins to lift up, confirming the loosening, remove the crown



**TYPE II  
LONG**



Place the flexible tip on the adjustment tooth and slide in sharpened tip to margin



Hold on the flexible tip with a "finger" for stability and press the handle gently



Temporary crown begins to lift up, confirming the loosening, remove the crown



**TYPE III  
SILICON**



Place the flexible tip on the adjustment place and slide in sharpened tip to margin



Press the handle gently



Temporary crown begins to lift up, confirming the loosening, remove the crown

## Instruction Movie



**TYPE I**



**TYPE II**



**TYPE III**